


# zestom

## SDEC Spec Pack

Includes the following engines:


D6-66 / D6-88 / D6-110 / D6-138 / D6-220

D6-275 / D6-330 / D6-385E / D6-440



### ENGINE SPECIFICATIONS

- SDEC diesel engine
- Four-cylinder, water-cooled
- Mechanical fuel pump
- 24v DC starter and charge alternator
- Replaceable fuel filter, oil filter and dry-element air filter
- Cooling radiator fan
- Integrated oil sump
- Fuel pick-up and return connection
- Water-cooled radiator




### GENERAL SPECIFICATIONS

Engine Brand	SDEC
Rated Power Output @1500 rpm	62kW
Cylinder Bore/Stroke	105mm/124mm
Cylinders	4
Cylinder Arrangement	Verical in-line
Air Intake Type	Turbocharged
Cycle	Four stroke
Combustion System	Direct injection

Governor System	Electronic
Fuel Consumption @100%	15.1l/h
Oil Type	15W-40
Oil Capacity	13l
Cooling Method	Radiator water-cooled
Coolant Capacity	17l
Starter	24v DC
Replaceable Filters	Yes

### ENGINE SPECIFICATIONS

- SDEC diesel engine
- Four-cylinder, water-cooled
- Mechanical fuel pump
- 24v DC starter and charge alternator
- Replaceable fuel filter, oil filter and dry-element air filter
- Cooling radiator fan
- Integrated oil sump
- Fuel pick-up and return connection
- Water-cooled radiator




### GENERAL SPECIFICATIONS

Engine Brand	SDEC
Rated Power Output @1500 rpm	78kW
Cylinder Bore/Stroke	105mm/124mm
Cylinders	4
Cylinder Arrangement	Verical in-line
Air Intake Type	Turbocharged
Cycle	Four stroke
Combustion System	Direct injection

Governor System	Electronic
Fuel Consumption @100%	19.5l/h
Oil Type	15W-40
Oil Capacity	13l
Cooling Method	Radiator water-cooled
Coolant Capacity	17l
Starter	24v DC
Replaceable Filters	Yes

### ENGINE SPECIFICATIONS

- SDEC diesel engine
- Four-cylinder, water-cooled
- Mechanical fuel pump
- 24v DC starter and charge alternator
- Replaceable fuel filter, oil filter and dry-element air filter
- Cooling radiator fan
- Integrated oil sump
- Fuel pick-up and return connection
- Water-cooled radiator




### GENERAL SPECIFICATIONS

Engine Brand	SDEC
Rated Power Output @1500 rpm	95kW
Cylinder Bore/Stroke	105mm/124mm
Cylinders	4
Cylinder Arrangement	Verical in-line
Air Intake Type	Turbocharged & Intercooled
Cycle	Four stroke
Combustion System	Direct injection

Governor System	Electronic
Fuel Consumption @100%	23l/h
Oil Type	15W-40
Oil Capacity	13l
Cooling Method	Radiator water-cooled
Coolant Capacity	19l
Starter	24v DC
Replaceable Filters	Yes

### ENGINE SPECIFICATIONS

- SDEC diesel engine
- Four-cylinder, water-cooled
- Mechanical fuel pump
- 24v DC starter and charge alternator
- Replaceable fuel filter, oil filter and dry-element air filter
- Cooling radiator fan
- Integrated oil sump
- Fuel pick-up and return connection
- Water-cooled radiator




### GENERAL SPECIFICATIONS

Engine Brand	SDEC
Rated Power Output @1500 rpm	120kW
Cylinder Bore/Stroke	105mm/124mm
Cylinders	4
Cylinder Arrangement	Verical in-line
Air Intake Type	Turbocharged & Intercooled
Cycle	Four stroke
Combustion System	Direct injection

Governor System	Electronic
Fuel Consumption @100%	28.3l/h
Oil Type	15W-40
Oil Capacity	13l
Cooling Method	Radiator water-cooled
Coolant Capacity	19l
Starter	24v DC
Replaceable Filters	Yes

### ENGINE SPECIFICATIONS

- SDEC diesel engine
- Six-cylinder, water-cooled
- Electronic fuel pump
- 24v DC starter and charge alternator
- Replaceable fuel filter, oil filter and dry-element air filter
- Cooling radiator fan
- Integrated oil sump
- Fuel pick-up and return connection
- Water-cooled radiator




### GENERAL SPECIFICATIONS

Engine Brand	SDEC
Rated Power Output @1500 rpm	185kW
Cylinder Bore/Stroke	114mm/144mm
Cylinders	6
Cylinder Arrangement	Verical in-line
Air Intake Type	Turbocharged & Intercooled
Cycle	Four stroke
Combustion System	Direct injection

Governor System	Electronic
Fuel Consumption @100%	44.1l/h
Oil Type	15W-40
Oil Capacity	19l
Cooling Method	Radiator water-cooled
Coolant Capacity	27.5l
Starter	24v DC
Replaceable Filters	Yes

### ENGINE SPECIFICATIONS

- SDEC diesel engine
- Six-cylinder, water-cooled
- Electronic fuel pump
- 24v DC starter and charge alternator
- Replaceable fuel filter, oil filter and dry-element air filter
- Cooling radiator fan
- Integrated oil sump
- Fuel pick-up and return connection
- Water-cooled radiator




### GENERAL SPECIFICATIONS

Engine Brand	SDEC
Rated Power Output @1500 rpm	230kW
Cylinder Bore/Stroke	114mm/144mm
Cylinders	6
Cylinder Arrangement	Verical in-line
Air Intake Type	Turbocharged & Intercooled
Cycle	Four stroke
Combustion System	Direct injection

Governor System	Electronic
Fuel Consumption @100%	55.1l/h
Oil Type	15W-40
Oil Capacity	25l
Cooling Method	Radiator water-cooled
Coolant Capacity	30.5l
Starter	24v DC
Replaceable Filters	Yes

### ENGINE SPECIFICATIONS

- SDEC diesel engine
- Six-cylinder, water-cooled
- Electronic fuel pump
- 24v DC starter and charge alternator
- Replaceable fuel filter, oil filter and dry-element air filter
- Cooling radiator fan
- Integrated oil sump
- Fuel pick-up and return connection
- Water-cooled radiator




### GENERAL SPECIFICATIONS

Engine Brand	SDEC
Rated Power Output @1500 rpm	307kW
Cylinder Bore/Stroke	128mm/153mm
Cylinders	6
Cylinder Arrangement	Verical in-line
Air Intake Type	Turbocharged & Intercooled
Cycle	Four stroke
Combustion System	Direct injection

Governor System	Electronic
Fuel Consumption @100%	75l/h
Oil Type	15W-40
Oil Capacity	36l
Cooling Method	Radiator water-cooled
Coolant Capacity	51l
Starter	24v DC
Replaceable Filters	Yes

### ENGINE SPECIFICATIONS

- SDEC diesel engine
- Six-cylinder, water-cooled
- Electronic fuel pump
- 24v DC starter and charge alternator
- Replaceable fuel filter, oil filter and dry-element air filter
- Cooling radiator fan
- Integrated oil sump
- Fuel pick-up and return connection
- Water-cooled radiator




### GENERAL SPECIFICATIONS

Engine Brand	SDEC
Rated Power Output @1500 rpm	280kW
Cylinder Bore/Stroke	135mm/150mm
Cylinders	6
Cylinder Arrangement	Verical in-line
Air Intake Type	Turbocharged & Intercooled
Cycle	Four stroke
Combustion System	Direct injection

Governor System	Electronic
Fuel Consumption @100%	62.9l/h
Oil Type	15W-40
Oil Capacity	41l
Cooling Method	Radiator water-cooled
Coolant Capacity	47l
Starter	24v DC
Replaceable Filters	Yes

### ENGINE SPECIFICATIONS

- SDEC diesel engine
- Six-cylinder, water-cooled
- Electronic fuel pump
- 24v DC starter and charge alternator
- Replaceable fuel filter, oil filter and dry-element air filter
- Cooling radiator fan
- Integrated oil sump
- Fuel pick-up and return connection
- Water-cooled radiator




### GENERAL SPECIFICATIONS

Engine Brand	SDEC
Rated Power Output @1500 rpm	307kW
Cylinder Bore/Stroke	128mm/153mm
Cylinders	6
Cylinder Arrangement	Verical in-line
Air Intake Type	Turbocharged & Intercooled
Cycle	Four stroke
Combustion System	Direct injection

Governor System	Electronic
Fuel Consumption @100%	72.9l/h
Oil Type	15W-40
Oil Capacity	36l
Cooling Method	Radiator water-cooled
Coolant Capacity	51l
Starter	24v DC
Replaceable Filters	Yes

### ENGINE SPECIFICATIONS

- SDEC diesel engine
- Six-cylinder, water-cooled
- Electronic fuel pump
- 24v DC starter and charge alternator
- Replaceable fuel filter, oil filter and dry-element air filter
- Cooling radiator fan
- Integrated oil sump
- Fuel pick-up and return connection
- Water-cooled radiator



### GENERAL SPECIFICATIONS

Engine Brand	SDEC
Rated Power Output @1500 rpm	360kW
Cylinder Bore/Stroke	130mm/161mm
Cylinders	6
Cylinder Arrangement	Verical in-line
Air Intake Type	Turbocharged & Intercooled
Cycle	Four stroke
Combustion System	Direct injection

Governor System	Common Rail
Fuel Consumption @100%	96l/h
Oil Type	15W-40
Oil Capacity	36l
Cooling Method	Radiator water-cooled
Coolant Capacity	51l
Starter	24v DC
Replaceable Filters	Yes